



## COSI BENCH

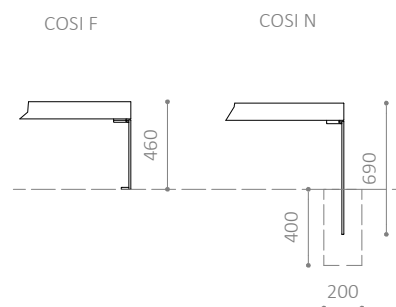
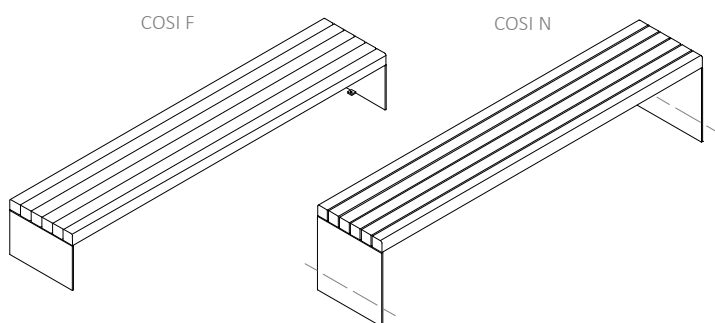
Design: COBE

Timeless range featuring park bench, bench, and table and bench set  
Corten steel and untreated, FSC®-certified mahogany  
Bench and park bench available up to 3000 mm

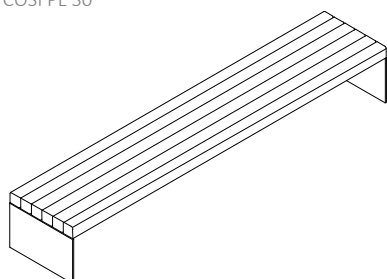




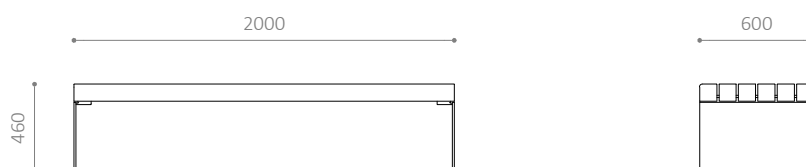
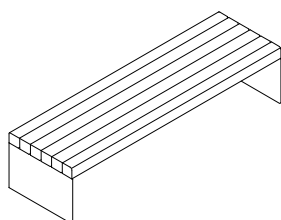
COSI



COSI PL 30



COSI PL 20



#### COSI PARK BENCH, BENCH AND TABLE

- Timeless range featuring park bench, bench, and table and bench set
- Simple materials with a long useful life
- Bench and park bench available up to 3000 mm
- The bench is also available for wall mounting or installing on a concrete base
- Optional extras for park bench: Armrests

#### MATERIALS:

- Untreated, FSC®-certified mahogany
- Corten steel
- Also available in hot-dip galvanised steel or powder-coated, hot-dip galvanised steel
- Table top also available in stainless steel or powder-coated, stainless steel

#### DIMENSIONS AND WEIGHT:

End panel: 10 mm

Armrest: 8 mm

Table top corten steel/stainless steel: 3/4 mm

Slats: 90 x 90 mm

Weight: standard / cementing in

Table: 145 / 176 kg

Bench 400 x 1200 mm: 48 / 65 kg

Bench 400 x 2000 mm: 62 / 76 kg

Bench 600 x 2000 mm: 96 / 118 kg

Bench 600 x 3000 mm: 116 / 138 kg

Park bench with 2/3 backrest: 132 / 154 kg

Park bench: 112 / 134 kg

Park bench with armrests: 118 / 140 kg

Bench for wall mounting: 50 kg

Bench for concrete base: 71 kg

#### INSTALLATION:

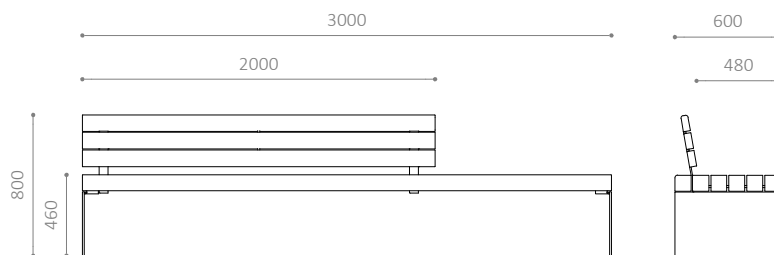
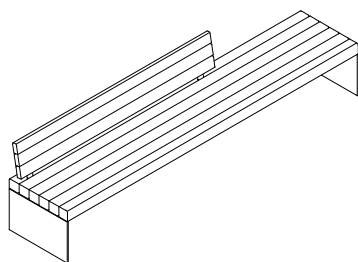
- To be placed on the ground or bolted to the ground.  
Also available for cementing in
- Recommended base dimensions:  
Bench/park bench width 600 mm: L200 x W600 x H400 mm  
Bench/park bench width 400 mm: L200 x W400 x H400 mm  
Table: L200 x W700 x H300 mm
- Recommended seat height: 460 mm



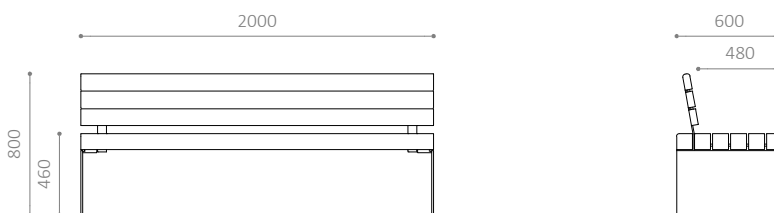
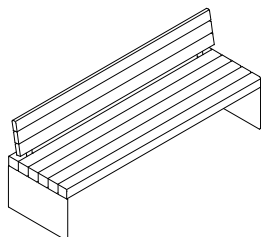
HITSA A/S  
Albuen 37  
DK 6000 Kolding  
+45 75 57 41 55  
hitsa@hitsa.com  
www.hitsa.com

**HITSA**  
WE SUPPLY OUTDOOR SPACES

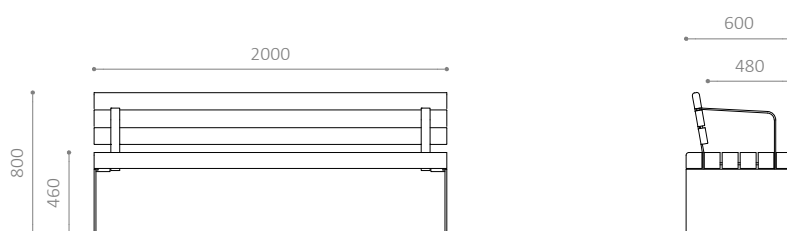
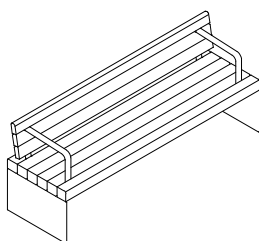
COSI BN 30



COSI BN 20



COSI BN 2A 20



#### COSI PARK BENCH, BENCH AND TABLE

- Timeless range featuring park bench, bench, and table and bench set
- Simple materials with a long useful life
- Bench and park bench available up to 3000 mm
- The bench is also available for wall mounting or installing on a concrete base
- Optional extras for park bench: Armrests

#### MATERIALS:

- Untreated, FSC®-certified mahogany
- Corten steel
- Also available in hot-dip galvanised steel or powder-coated, hot-dip galvanised steel
- Table top also available in stainless steel or powder-coated, stainless steel

#### DIMENSIONS AND WEIGHT:

End panel: 10 mm

Armrest: 8 mm

Table top corten steel/stainless steel: 3/4 mm

Slats: 90 x 90 mm

Weight: standard / cementing in

Table: 145 / 176 kg

Bench 400 x 1200 mm: 48 / 65 kg

Bench 400 x 2000 mm: 62 / 76 kg

Bench 600 x 2000 mm: 96 / 118 kg

Bench 600 x 3000 mm: 116 / 138 kg

Park bench with 2/3 backrest: 132 / 154 kg

Park bench: 112 / 134 kg

Park bench with armrests: 118 / 140 kg

Bench for wall mounting: 50 kg

Bench for concrete base: 71 kg

#### INSTALLATION:

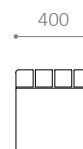
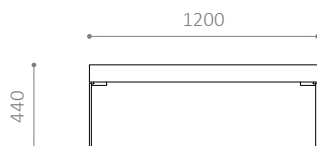
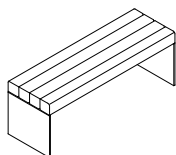
- To be placed on the ground or bolted to the ground.  
Also available for cementing in
- Recommended base dimensions:  
Bench/park bench width 600 mm: L200 x W600 x H400 mm  
Bench/park bench width 400 mm: L200 x W400 x H400 mm  
Table: L200 x W700 x H300 mm
- Recommended seat height: 460 mm



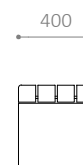
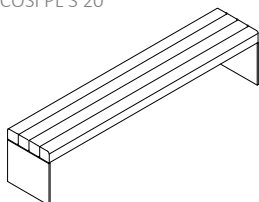
HITSA A/S  
Albuen 37  
DK 6000 Kolding  
+45 75 57 41 55  
hitsa@hitsa.com  
www.hitsa.com

**HITSA**  
WE SUPPLY OUTDOOR SPACES


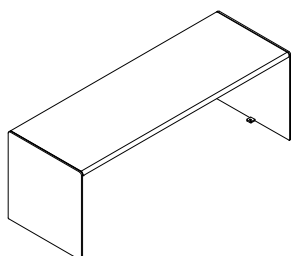
COSI PL S 12



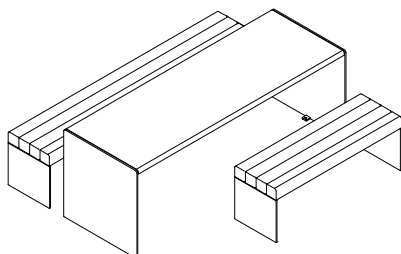
COSI PL S 20



COSI BO



COSI



#### COSI PARK BENCH, BENCH AND TABLE

- Timeless range featuring park bench, bench, and table and bench set
- Simple materials with a long useful life
- Bench and park bench available up to 3000 mm
- The bench is also available for wall mounting or installing on a concrete base
- Optional extras for park bench: Armrests

#### MATERIALS:

- Untreated, FSC®-certified mahogany
- Corten steel
- Also available in hot-dip galvanised steel or powder-coated, hot-dip galvanised steel
- Table top also available in stainless steel or powder-coated, stainless steel

#### DIMENSIONS AND WEIGHT:

End panel: 10 mm

Armrest: 8 mm

Table top corten steel/stainless steel: 3/4 mm

Slats: 90 x 90 mm

Weight: standard / cementing in

Table: 145 / 176 kg

Bench 400 x 1200 mm: 48 / 65 kg

Bench 400 x 2000 mm: 62 / 76 kg

Bench 600 x 2000 mm: 96 / 118 kg

Bench 600 x 3000 mm: 116 / 138 kg

Park bench with 2/3 backrest: 132 / 154 kg

Park bench: 112 / 134 kg

Park bench with armrests: 118 / 140 kg

Bench for wall mounting: 50 kg

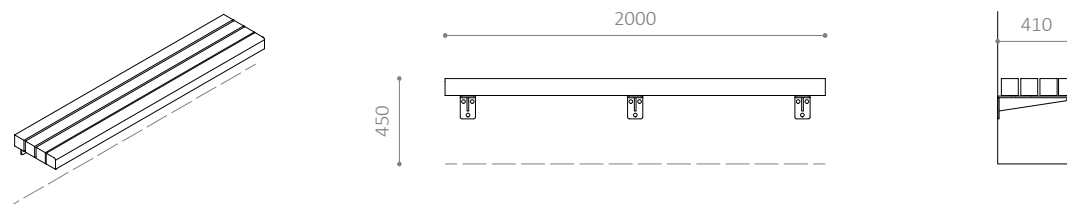
Bench for concrete base: 71 kg

#### INSTALLATION:

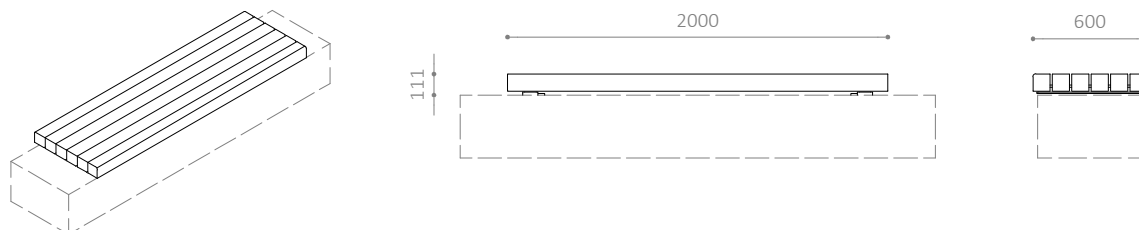
- To be placed on the ground or bolted to the ground. Also available for cementing in
- Recommended base dimensions:  
Bench/park bench width 600 mm: L200 x W600 x H400 mm  
Bench/park bench width 400 mm: L200 x W400 x H400 mm  
Table: L200 x W700 x H300 mm
- Recommended seat height: 460 mm



## COSI PL V 20



## COSI PL BEKL 20



### COSI PARK BENCH, BENCH AND TABLE

- Timeless range featuring park bench, bench, and table and bench set
- Simple materials with a long useful life
- Bench and park bench available up to 3000 mm
- The bench is also available for wall mounting or installing on a concrete base
- Optional extras for park bench: Armrests

#### MATERIALS:

- Untreated, FSC®-certified mahogany
- Corten steel
- Also available in hot-dip galvanised steel or powder-coated, hot-dip galvanised steel
- Table top also available in stainless steel or powder-coated, stainless steel

#### DIMENSIONS AND WEIGHT:

End panel: 10 mm

Armrest: 8 mm

Table top corten steel/stainless steel: 3/4 mm

Slats: 90 x 90 mm

Weight: standard / cementing in

Table: 145 / 176 kg

Bench 400 x 1200 mm: 48 / 65 kg

Bench 400 x 2000 mm: 62 / 76 kg

Bench 600 x 2000 mm: 96 / 118 kg

Bench 600 x 3000 mm: 116 / 138 kg

Park bench with 2/3 backrest: 132 / 154 kg

Park bench: 112 / 134 kg

Park bench with armrests: 118 / 140 kg

Bench for wall mounting: 50 kg

Bench for concrete base: 71 kg

#### INSTALLATION:

- To be placed on the ground or bolted to the ground.  
Also available for cementing in
- Recommended base dimensions:  
Bench/park bench width 600 mm: L200 x W600 x H400 mm  
Bench/park bench width 400 mm: L200 x W400 x H400 mm  
Table: L200 x W700 x H300 mm
- Recommended seat height: 460 mm



HITSA A/S  
Albuen 37  
DK 6000 Kolding  
+45 75 57 41 55  
hitsa@hitsa.com  
www.hitsa.com

**HITSA**  
WE SUPPLY OUTDOOR SPACES